



Round 3 - Phillip Island GP Circuit - September 3 & 4
BEARS : F1 & F2

Date: **04/09/22**
 Event: **R22**
 Weather: **Cloudy - Temp: 11.7C**
 Track: **Dry - Temp: 22.5**

Leg 3

Started at: **13:35:37**
 Laps: **5**
 Starters: **27**
 Printed at: **13:48**

PROVISIONAL CLASSIFICATION

Pos	No	Name	Class	Machine	Laps	Race Time	Behind Leader	Behind Prev	Fastest Lap	On Lap	Top Speed
1	28	Joshua SODERLAND / Gowanloch Ducati / Soderland Mc Supplies / Dunlop	F1	Ducati V4 1100	5	8:17.748			1:37.425	2	288
2	78	Nathan SPITERI / Livson Racing	F1	BMW M RR 1000	5	8:18.341	.593	.593	1:37.998	2	279
3	76	Paul VAN DER HEIDEN / Moto Adelaide	F1	BMW S RR 999	5	8:39.095	21.347	20.754	1:42.259	5	276
4	22	Matthew EDWARDS / Finished Floors / Ricondi	F1	BMW S RR 1000	5	8:39.951	22.203	.856	1:42.247	5	281
5	33	Allen MCGUIRE / Amac	F1	BMW S RR 1000	5	8:41.298	23.550	1.347	1:41.999	4	271
6	121	Andrew BURLEY / DucPen Specialists	F1	Ducati V4S 1100	5	8:44.473	26.725	3.175	1:42.571	3	271
7	268	John PRICE / BRT / Aunty Mal	F1	Ducati P-gale 1100	5	8:47.981	30.233	3.508	1:43.957	2	259
8	91	Herbert ZIEGELBOCK	F1	Aprilia RSV4 1109	5	8:53.218	35.470	5.237	1:44.266	4	278
9	40	Rick FITZSIMMONS / RL & MY Fitzsimmons Painters	F1	Ducati P-gale 1199	5	8:58.845	41.097	5.627	1:44.464	5	249
10	232	Jason CLIFF / JAC Pump Services	F1	BMW S RR 1000	5	8:59.463	41.715	.618	1:45.191	5	255
11	17A	James BERKLEY / Amazing Grazing Boards	F1	BMW S RR 1000	5	9:00.020	42.272	.557	1:46.055	2	276
12	45	John WILLIAMS / Moto Products / Aluma-Lite Racing	F1	BMW S RR 1000	5	9:09.638	51.890	9.618	1:47.198	3	269
13	4	Stacey VAN WETERING / ABUS / LiquiMoly	F1	Aprilia RSV4 1000	5	9:10.573	52.825	.935	1:47.223	4	261
14	75	Timothy HUNT / Assetnote	F2	Triumph Dayt. 675	5	9:11.797	54.049	1.224	1:47.209	5	248
15	98	Marcus BURNS / La Villa Wines	F1	Ducati P-gale 1100	5	9:13.337	55.589	1.540	1:47.569	5	243
16	71	Scott CHAPMAN / Zenith Motorcycle Tours / Zenith Removals	F1	Ducati P-gale 1199	5	9:13.371	55.623	.034	1:47.824	5	246
17	19	Paul NILSEN / Broken Hill NSW	F2	Triumph Sp. Trip. 1050	5	9:13.472	55.724	.101	1:48.701	4	237
18	58	Andrew LEE	F1	Aprilia RSV4 1000	5	9:17.725	59.977	4.253	1:48.951	5	251
19	48	Robert DAFF / Rotunda Racing	F2	Ducati 998	5	9:31.674	1:13.926	13.949	1:52.107	4	244
20	5	Philip BARTUSH / Kaneg MotoSport	F2	Ducati 916	5	9:32.280	1:14.532	.606	1:52.217	4	231
21	66	Ian GODWIN / Eclipse Car Care	F1	Aprilia Tuono 1100	5	9:33.245	1:15.497	.965	1:52.117	5	232
22	67	Richard DRAPER / R A Draper Medical Services	F2	Aprilia RSV4 1000	5	9:42.347	1:24.599	9.102	1:53.953	3	226
23	83	Nathan HILLMAN / Pheonix Car Rentals	F2	Triumph Dayt. 675	5	9:52.290	1:34.542	9.943	1:54.719	4	234
24	90	Shane IRWIN / Moto Products / Aluma-lite Racing / Mild Obsession	F1	BMW S RR 1000	5	9:59.907	1:42.159	7.617	1:56.802	2	236
25	42	Dick LODGE / BLS Racing / The Rock Adventure Centre / Road & River Racing	F2	Buell R 1125	4	8:24.475	1 Lap		2:03.175	4	222
DNF	88	Mark MCGREGOR / Addicted to Track	F1	BMW S RR 1000	4	6:58.225	19.573	-	1:42.109	4	279
DNF	4A	Adrian PIERPOINT / Quadriant Developments	F1	Ducati P-gale 1299	1	1:49.610	3 Laps	1:26.250	1:49.610	1	259


Fastest Lap was 1:37.425 by Joshua SODERLAND

Current race lap record for BEARS_F12 class - 1:37.422 by John ALLEN (QLD) on a MV Agusta F4 1000 set on 16/11/08

The results are provisional until the end of the time limit for protests and appeals.


Scott Laing
 Chief Timekeeper - Scott Laing

Tony Bolin
 Clerk of Course - Tony Bolin



COMPUTIME RACE TIMING SYSTEMS PTY LTD
www.computime.com.au

E-mail: scott@computime.com.au / Ph: 0418 17 13 17





Round 3 - Phillip Island GP Circuit - September 3 & 4
BEARS : F1 & F2

Leg 3

Date: **04/09/22**
 Event: **R22**
 Weather: **Cloudy - Temp: 11.7C**
 Track: **Dry - Temp: 22.5**


Started at: **13:35:37**
 Laps: **5**
 Starters: **27**
 Printed at: **13:48**


PROVISIONAL LAP TIMES

No	Name	Lap 1	Lap 2	Lap 3	Lap 4	Lap 5
4	Stacey VAN WETERING	1:57.012	1:49.404	1:48.581	1:47.223	1:48.353
4A	Adrian PIERPOINT	1:49.610				
5	Philip BARTUSH	2:02.614	1:52.266	1:52.868	1:52.217	1:52.315
17A	James BERKLEY	1:53.293	1:46.055	1:47.185	1:46.530	1:46.957
19	Paul NILSEN	1:57.539	1:49.339	1:48.910	1:48.701	1:48.983
22	Matthew EDWARDS	1:48.837	1:43.189	1:43.000	1:42.678	1:42.247
28	Joshua SODERLAND	1:44.471	1:37.425	1:38.067	1:38.689	1:39.096
33	Allen MCGUIRE	1:51.186	1:43.147	1:42.818	1:41.999	1:42.148
40	Rick FITZSIMMONS	1:57.338	1:45.959	1:45.867	1:45.217	1:44.464
42	Dick LODGE	2:13.039	2:04.381	2:03.880	2:03.175	
45	John WILLIAMS	1:58.874	1:47.538	1:47.198	1:48.372	1:47.656
48	Robert DAFF	2:02.189	1:52.573	1:52.178	1:52.107	1:52.627
58	Andrew LEE	1:58.357	1:48.999	1:50.947	1:50.471	1:48.951
66	Ian GODWIN	2:03.205	1:52.257	1:52.894	1:52.772	1:52.117
67	Richard DRAPER	2:04.255	1:54.984	1:53.953	1:54.499	1:54.656
71	Scott CHAPMAN	1:58.919	1:48.874	1:48.664	1:49.090	1:47.824
75	Timothy HUNT	1:58.702	1:49.715	1:48.279	1:47.892	1:47.209
76	Paul VAN DER HEIDEN	1:49.684	1:42.262	1:42.517	1:42.373	1:42.259
78	Nathan SPITERI	1:44.380	1:37.998	1:38.264	1:38.115	1:39.584
83	Nathan HILLMAN	2:08.686	1:57.410	1:56.731	1:54.719	1:54.744
88	Mark MCGREGOR	1:51.258	1:42.183	1:42.675	1:42.109	
90	Shane IRWIN	2:10.124	1:56.802	1:57.265	1:56.925	1:58.791
91	Herbert ZIEGELBOCK	1:55.109	1:44.339	1:44.956	1:44.266	1:44.548
98	Marcus BURNS	1:59.640	1:48.284	1:49.792	1:48.052	1:47.569
121	Andrew BURLEY	1:52.073	1:42.988	1:42.571	1:43.022	1:43.819
232	Jason CLIFF	1:56.652	1:46.476	1:45.471	1:45.673	1:45.191
268	John PRICE	1:51.063	1:43.957	1:44.145	1:44.072	1:44.744

The results are provisional until the end of the time limit for protests and appeals.



 Chief Timekeeper - Scott Laing


 Clerk of Course - Tony Bolin



COMPUTIME RACE TIMING SYSTEMS PTY LTD
www.computime.com.au

E-mail: scott@computime.com.au / Ph: 0418 17 13 17





Round 3 - Phillip Island GP Circuit - September 3 & 4
BEARS : F1 & F2

Leg 3

Started at: **13:35:37**

Date: **04/09/22**

Event: **R22**

Laps: **5**

Weather: **Cloudy - Temp: 11.7C**

Starters: **27**

Track: **Dry - Temp: 22.5**

Printed at: **13:48**


PROVISIONAL SPLIT TIMES

Lap	Split 1	Split 2	Split 3	Split 4	Lap Time	Spd	Lap	Split 1	Split 2	Split 3	Split 4	Lap Time	Spd
67 Richard DRAPER (22th)							4	24.721	29.637	19.706	28.045	1:42.109	268
1	36.669	33.921	21.759	31.906	2:04.255	194							
2	27.919	33.403	22.058	31.604	1:54.984	226	90 Shane IRWIN (24th)						
3	28.103	32.668	21.595	31.587	1:53.953	219	1	38.661	36.613	22.845	32.005	2:10.124	185
4	28.167	33.021	21.699	31.612	1:54.499	219	2	28.099	34.552	22.428	31.723	1:56.802	236
5	28.438	32.986	21.661	31.571	1:54.656	219	3	28.262	34.683	22.213	32.107	1:57.265	225
71 Scott CHAPMAN (16th)							4	28.009	34.830	22.108	31.978	1:56.925	235
1	35.215	32.579	21.016	30.109	1:58.919	188	5	28.462	35.440	22.429	32.460	1:58.791	232
2	26.588	31.709	20.921	29.656	1:48.874	245	91 Herbert ZIEGELBOCK (8th)						
3	26.633	31.644	20.531	29.856	1:48.664	243	1	34.091	31.640	20.798	28.580	1:55.109	193
4	26.812	31.708	20.479	30.091	1:49.090	241	2	24.841	30.172	20.577	28.749	1:44.339	278
5	26.420	31.532	20.435	29.437	1:47.824	246	3	25.509	30.703	19.878	28.866	1:44.956	269
75 Timothy HUNT (14th)							4	25.480	30.340	20.025	28.421	1:44.266	268
1	34.714	32.542	21.175	30.271	1:58.702	189	5	25.317	30.472	19.955	28.804	1:44.548	266
2	26.481	31.695	21.154	30.385	1:49.715	248	98 Marcus BURNS (15th)						
3	26.524	31.769	20.899	29.087	1:48.279	244	1	36.084	33.139	21.194	29.223	1:59.640	188
4	26.283	31.399	20.624	29.586	1:47.892	237	2	26.191	31.710	20.952	29.431	1:48.284	243
5	25.772	31.520	20.331	29.586	1:47.209	242	3	26.926	32.037	21.084	29.745	1:49.792	234
76 Paul VAN DER HEIDEN (3rd)							4	26.672	31.232	20.815	29.333	1:48.052	233
1	31.282	30.380	19.808	28.214	1:49.684	204	5	26.396	31.620	20.625	28.928	1:47.569	239
2	24.448	29.577	19.895	28.342	1:42.262	274	121 Andrew BURLEY (6th)						
3	24.605	29.702	19.760	28.450	1:42.517	276	1	33.159	30.748	20.038	28.128	1:52.073	207
4	24.774	29.707	19.668	28.224	1:42.373	273	2	24.626	30.046	20.186	28.130	1:42.988	271
5	24.664	29.460	19.886	28.249	1:42.259	275	3	25.044	29.784	19.548	28.195	1:42.571	260
78 Nathan SPITERI (2nd)							4	25.015	29.789	19.676	28.542	1:43.022	271
1	29.993	28.346	18.774	27.267	1:44.380	208	5	25.591	29.949	19.926	28.353	1:43.819	255
2	23.744	28.312	18.972	26.970	1:37.998	277	232 Jason CLIFF (10th)						
3	23.848	28.456	18.859	27.101	1:38.264	279	1	33.519	32.448	21.168	29.517	1:56.652	193
4	23.546	28.417	18.942	27.210	1:38.115	279	2	25.675	31.108	20.521	29.172	1:46.476	255
5	23.779	28.658	19.665	27.482	1:39.584	276	3	25.446	31.025	20.257	28.743	1:45.471	249
83 Nathan HILLMAN (23th)							4	25.692	30.697	20.312	28.972	1:45.673	247
1	38.172	36.411	22.392	31.711	2:08.686	173	5	25.828	30.486	20.087	28.790	1:45.191	238
2	27.753	34.935	22.693	32.029	1:57.410	234	268 John PRICE (7th)						
3	28.415	34.572	22.061	31.683	1:56.731	221	1	31.876	30.901	19.696	28.590	1:51.063	210
4	28.028	33.410	22.012	31.269	1:54.719	220	2	25.105	30.137	20.153	28.562	1:43.957	254
5	27.839	33.599	21.901	31.405	1:54.744	233	3	25.382	30.386	19.500	28.877	1:44.145	251
88 Mark MCGREGOR (DNF)							4	24.897	30.384	20.025	28.766	1:44.072	249
1	32.415	30.804	19.938	28.101	1:51.258	196	5	25.247	30.467	19.880	29.150	1:44.744	259
2	24.312	29.387	20.194	28.290	1:42.183	279							
3	24.963	29.888	19.654	28.170	1:42.675	271							

The results are provisional until the end of the time limit for protests and appeals.


Scott Laing
 Chief Timekeeper - Scott Laing

Tony Bolin
 Clerk of Course - Tony Bolin



COMPUTIME RACE TIMING SYSTEMS PTY LTD
www.computime.com.au

E-mail: scott@computime.com.au / Ph: 0418 17 13 17





Round 3 - Phillip Island GP Circuit - September 3 & 4
BEARS : F1 & F2

Leg 3

Date: 04/09/22
 Event: R22
 Weather: Cloudy - Temp: 11.7C
 Track: Dry - Temp: 22.5

Started at: 13:35:37
 Laps: 5
 Starters: 27
 Printed at: 13:48


PROVISIONAL FASTEST LAPS SEQUENCE

Lap	Race Pos	No	Name	Machine	Fastest Lap	On Lap
1	1	78	Nathan SPITERI	BMW M RR 1000	1:44.380	1
2	1	28	Joshua SODERLAND	Ducati V4 1100	1:37.425	2

The results are provisional until the end of the time limit for protests and appeals.


Scott Laing
 Chief Timekeeper - Scott Laing

Tony Bolin
 Clerk of Course - Tony Bolin



COMPUTIME RACE TIMING SYSTEMS PTY LTD
www.computime.com.au

E-mail: scott@computime.com.au / Ph: 0418 17 13 17





Round 3 - Phillip Island GP Circuit - September 3 & 4

BEARS : F1 & F2

Leg 3

Started at: 13:35:37

Laps: 5

Starters: 27

Printed at: 13:48

Date: 04/09/22

Event: R22

Weather: Cloudy - Temp: 11.7C

Track: Dry - Temp: 22.5


PROVISIONAL LAP SHEET

No	Lap Time	Gap	No	Lap Time	Gap	No	Lap Time	Gap	No	Lap Time	Gap	No	Lap Time	Gap
Lap 1			76	1:42.262	10.050	268	1:44.145	19.202	45	1:48.372	43.330	58	1:48.951	59.977
78	1:44.380		22	1:43.189	10.130	91	1:44.956	24.441	4	1:47.223	43.568	48	1:52.627	1:13.92
28	1:44.471	.091	88	1:42.183	11.545	17A	1:47.185	26.570	19	1:48.701	45.837	5	1:52.315	1:14.53
22	1:48.837	4.457	33	1:43.147	12.437	232	1:45.471	28.636	75	1:47.892	45.936	66	1:52.117	1:15.49
4A	1:49.610	5.230	268	1:43.957	13.124	40	1:45.867	29.201	71	1:49.090	46.895	67	1:54.656	1:24.59
76	1:49.684	5.304	121	1:42.988	13.165	45	1:47.198	33.647	98	1:48.052	47.116	83	1:54.744	1:34.54
268	1:51.063	6.683	17A	1:46.055	17.452	4	1:48.581	35.034	58	1:50.471	50.122	90	1:58.791	1:42.15
33	1:51.186	6.806	91	1:44.339	17.552	19	1:48.910	35.825	48	1:52.107	1:00.39			
88	1:51.258	6.878	232	1:46.476	21.232	71	1:48.664	36.494	5	1:52.217	1:01.31			
121	1:52.073	7.693	40	1:45.959	21.401	75	1:48.279	36.733	66	1:52.772	1:02.47			
17A	1:53.293	8.913	45	1:47.538	24.516	98	1:49.792	37.753	67	1:54.499	1:09.03			
91	1:55.109	10.729	4	1:49.404	24.520	58	1:50.947	38.340	83	1:54.719	1:18.89			
232	1:56.652	12.272	19	1:49.339	24.982	48	1:52.178	46.977	90	1:56.925	1:22.46			
4	1:57.012	12.632	58	1:48.999	25.460	5	1:52.868	47.785						
40	1:57.338	12.958	71	1:48.874	25.897	66	1:52.894	48.393	Lap 5					
19	1:57.539	13.159	98	1:48.284	26.028	67	1:53.953	53.229	28	1:39.096				
58	1:58.357	13.977	75	1:49.715	26.521	83	1:56.731	1:02.86	78	1:39.584	.593			
75	1:58.702	14.322	48	1:52.573	32.866	90	1:57.265	1:04.22	42	2:03.175	1 lap			
45	1:58.874	14.494	5	1:52.266	32.984	42	2:03.880	1:21.33	76	1:42.259	21.347			
71	1:58.919	14.539	66	1:52.257	33.566				22	1:42.247	22.203			
98	1:59.640	15.260	67	1:54.984	37.343	Lap 4			33	1:42.148	23.550			
48	2:02.189	17.809	83	1:57.410	44.200	28	1:38.689		121	1:43.819	26.725			
5	2:02.614	18.234	90	1:56.802	45.030	78	1:38.115	.105	268	1:44.744	30.233			
66	2:03.205	18.825	42	2:04.381	55.524	76	1:42.373	18.184	91	1:44.548	35.470			
67	2:04.255	19.875				22	1:42.678	19.052	40	1:44.464	41.097			
83	2:08.686	24.306	Lap 3			88	1:42.109	19.573	232	1:45.191	41.715			
90	2:10.124	25.744	28	1:38.067		33	1:41.999	20.498	17A	1:46.957	42.272			
42	2:13.039	28.659	78	1:38.264	.679	121	1:43.022	22.002	45	1:47.656	51.890			
			76	1:42.517	14.500	268	1:44.072	24.585	4	1:48.353	52.825			
			22	1:43.000	15.063	91	1:44.266	30.018	75	1:47.209	54.049			
			88	1:42.675	16.153	17A	1:46.530	34.411	98	1:47.569	55.589			
			33	1:42.818	17.188	232	1:45.673	35.620	71	1:47.824	55.623			
			121	1:42.571	17.669	40	1:45.217	35.729	19	1:48.983	55.724			

The results are provisional until the end of the time limit for protests and appeals.


Scott Laing
Chief Timekeeper - Scott Laing

Tony Bolin
Clerk of Course - Tony Bolin



COMPUTIME RACE TIMING SYSTEMS PTY LTD
www.computime.com.au

E-mail: scott@computime.com.au / Ph: 0418 17 13 17





Round 3 - Phillip Island GP Circuit - September 3 & 4

BEARS : F1 & F2

Leg 3

Date: 04/09/22
 Event: R22
 Weather: Cloudy - Temp: 11.7C
 Track: Dry - Temp: 22.5

Started at: 13:35:37
 Laps: 5
 Starters: 27
 Printed at: 13:48


PROVISIONAL LAP CHART

Name	Grid	1	2	3	4	5	Name
N. SPITERI	70	70	20	20	20	20	J. SODERLAND
J. SODERLAND	28	28	78	78	78	78	N. SPITERI
M. EDWARDS	22	22	76	76	76	76	P. VAN DER HEIDEN
P. VAN DER HEIDEN	76	4A	22	22	22	22	M. EDWARDS
M. MCGREGOR	88	76	88	88	88	33	A. MCGUIRE
J. PRICE	268	268	33	33	33	121	A. BURLEY
A. BURLEY	121	33	268	121	121	268	J. PRICE
A. PIERPOINT	4A	88	121	268	268	91	H. ZIEGELBOCK
A. MCGUIRE	33	121	17A	91	91	40	R. FITZSIMMONS
H. ZIEGELBOCK	91	17A	91	17A	17A	232	J. CLIFF
S. VAN WETERING	4	91	232	232	232	17A	J. BERKLEY
J. CLIFF	232	232	40	40	40	45	J. WILLIAMS
J. BERKLEY	17A	4	45	45	45	4	S. VAN WETERING
A. LEE	58	40	4	4	4	75	T. HUNT
S. CHAPMAN	71	19	19	19	19	98	M. BURNS
P. NILSEN	19	58	58	71	75	71	S. CHAPMAN
T. HUNT	75	75	71	75	71	19	P. NILSEN
M. BURNS	98	45	98	98	98	58	A. LEE
P. BARTUSH	5	71	75	58	58	48	R. DAFF
R. DAFF	48	98	48	48	48	5	P. BARTUSH
I. GODWIN	66	48	5	5	5	66	I. GODWIN
R. DRAPER	67	5	66	66	66	67	R. DRAPER
D. LODGE	42	66	67	67	67	83	N. HILLMAN
R. FITZSIMMONS	40	67	83	83	83	90	S. IRWIN
T. PALMAI	955	83	90	90	90		
S. IRWIN		90	42	42	42		
D. LODGE		42					D. LODGE

The results are provisional until the end of the time limit for protests and appeals.


Scott Laing
 Chief Timekeeper - Scott Laing

Tony Bolin
 Clerk of Course - Tony Bolin



COMPUTIME RACE TIMING SYSTEMS PTY LTD
www.computime.com.au

E-mail: scott@computime.com.au / Ph: 0418 17 13 17





Round 3 - Phillip Island GP Circuit - September 3 & 4
BEARS : F1 & F2

Leg 3

Date: **04/09/22**
 Event: **R22**
 Weather: **Cloudy - Temp: 11.7C**
 Track: **Dry - Temp: 22.5**

Started at: **13:35:37**
 Laps: **5**
 Starters: **27**
 Printed at: **13:49**


PROVISIONAL BEST PARTIAL TIMES

Pos	Split 1		Split 2		Split 3		Split 4		LAP		Ideal	Fastest
	Name	Time	Name	Time	Name	Time	Name	Time	Name	Time		
1	J. SODERLAN	23.317	J. SODERLAN	28.225	J. SODERLAN	18.686	N. SPITERI	26.970	J. SODERLAN	1:37.313	1:37.425	
2	N. SPITERI	23.546	N. SPITERI	28.312	N. SPITERI	18.774	J. SODERLAN	27.085	N. SPITERI	1:37.602	1:37.998	
3	M. MCGREGO	24.312	M. MCGREGO	29.387	J. PRICE	19.500	A. MCGUIRE	27.867	M. MCGREGO	1:41.398	1:42.109	
4	M. EDWARDS	24.410	P. VAN DER H	29.460	A. BURLEY	19.548	M. MCGREGO	28.045	A. MCGUIRE	1:41.757	1:41.999	
5	P. VAN DER H	24.448	A. MCGUIRE	29.671	A. PIERPOINT	19.604	A. BURLEY	28.128	P. VAN DER H	1:41.790	1:42.259	
6	A. MCGUIRE	24.501	M. EDWARDS	29.729	M. MCGREGO	19.654	P. VAN DER H	28.214	A. BURLEY	1:42.086	1:42.571	
7	A. BURLEY	24.626	A. PIERPOINT	29.779	P. VAN DER H	19.668	M. EDWARDS	28.237	M. EDWARDS	1:42.093	1:42.247	
8	H. ZIEGELBO	24.841	A. BURLEY	29.784	M. EDWARDS	19.717	H. ZIEGELBO	28.421	J. PRICE	1:43.096	1:43.957	
9	J. PRICE	24.897	J. PRICE	30.137	A. MCGUIRE	19.718	J. PRICE	28.562	A. PIERPOINT	1:43.177	1:49.610	
10	A. PIERPOINT	24.961	H. ZIEGELBO	30.172	H. ZIEGELBO	19.878	J. BERKLEY	28.624	H. ZIEGELBO	1:43.312	1:44.266	
11	R. FITZSIMMO	25.132	J. CLIFF	30.486	J. BERKLEY	19.964	R. FITZSIMMO	28.695	R. FITZSIMMO	1:44.406	1:44.464	
12	J. BERKLEY	25.326	R. FITZSIMMO	30.523	R. FITZSIMMO	20.056	J. CLIFF	28.743	J. BERKLEY	1:44.513	1:46.055	
13	J. CLIFF	25.446	J. BERKLEY	30.599	J. CLIFF	20.087	A. PIERPOINT	28.833	J. CLIFF	1:44.762	1:45.191	
14	J. WILLIAMS	25.529	P. NILSEN	31.067	T. HUNT	20.331	M. BURNS	28.928	T. HUNT	1:46.589	1:47.209	
15	S. VAN WETE	25.729	S. VAN WETE	31.068	J. WILLIAMS	20.396	T. HUNT	29.087	J. WILLIAMS	1:46.654	1:47.198	
16	T. HUNT	25.772	M. BURNS	31.232	S. CHAPMAN	20.435	J. WILLIAMS	29.316	M. BURNS	1:46.976	1:47.569	
17	A. LEE	26.173	T. HUNT	31.399	P. NILSEN	20.586	S. CHAPMAN	29.437	S. VAN WETE	1:47.049	1:47.223	
18	M. BURNS	26.191	J. WILLIAMS	31.413	M. BURNS	20.625	S. VAN WETE	29.520	S. CHAPMAN	1:47.824	1:47.824	
19	S. CHAPMAN	26.420	S. CHAPMAN	31.532	S. VAN WETE	20.732	A. LEE	29.534	P. NILSEN	1:48.252	1:48.701	
20	P. BARTUSH	26.709	A. LEE	31.792	I. GODWIN	20.918	P. NILSEN	29.871	A. LEE	1:48.649	1:48.951	
21	P. NILSEN	26.728	R. DAFF	32.353	A. LEE	21.150	I. GODWIN	30.470	I. GODWIN	1:51.051	1:52.117	
22	R. DAFF	26.906	I. GODWIN	32.666	P. BARTUSH	21.172	R. DAFF	30.779	R. DAFF	1:51.400	1:52.107	
23	I. GODWIN	26.997	R. DRAPER	32.668	R. DAFF	21.362	P. BARTUSH	30.786	P. BARTUSH	1:51.549	1:52.217	
24	N. HILLMAN	27.753	P. BARTUSH	32.882	R. DRAPER	21.595	N. HILLMAN	31.269	R. DRAPER	1:53.753	1:53.953	
25	R. DRAPER	27.919	N. HILLMAN	33.410	N. HILLMAN	21.901	R. DRAPER	31.571	N. HILLMAN	1:54.333	1:54.719	
26	S. IRWIN	28.009	S. IRWIN	34.552	S. IRWIN	22.108	S. IRWIN	31.723	S. IRWIN	1:56.392	1:56.802	
27	D. LODGE	30.100	D. LODGE	35.769	D. LODGE	23.682	D. LODGE	33.452	D. LODGE	2:03.003	2:03.175	

The results are provisional until the end of the time limit for protests and appeals.


Scott Laing
 Chief Timekeeper - Scott Laing

Tony Bolin
 Clerk of Course - Tony Bolin



COMPUTIME RACE TIMING SYSTEMS PTY LTD
www.computime.com.au

E-mail: scott@computime.com.au / Ph: 0418 17 13 17





Round 3 - Phillip Island GP Circuit - September 3 & 4

BEARS : F1 & F2

LEG 4 (Event 31)

Date: 04/09/22
Event: R22
Weather: Cloudy - Temp: 11.7C
Track: Dry - Temp: 22.5

Started at: 13:35:37
Laps: 5
Starters: 27
Printed at: 13:49


PROVISIONAL GRID SHEET



1	28 J. SODERLAND 8:17.748	2	78 N. SPITERI 8:18.341	3	76 P. VAN DER HEI 8:39.095
2	22 M. EDWARDS 8:39.951	4	33 A. MCGUIRE 8:41.298	5	121 A. BURLEY 8:44.473
3	268 J. PRICE 8:47.981	7	91 H. ZIEGELBOCK 8:53.218	8	40 R. FITZSIMMON 8:58.845
4	232 J. CLIFF 8:59.463	10	17A J. BERKLEY 9:00.020	11	45 J. WILLIAMS 9:09.638
5	4 S. VAN WETERIN 9:10.573	13	75 T. HUNT 9:11.797	14	98 M. BURNS 9:13.337
6	71 S. CHAPMAN 9:13.371	16	19 P. NILSEN 9:13.472	17	58 A. LEE 9:17.725
7	48 R. DAFF 9:31.674	19	5 P. BARTUSH 9:32.280	20	66 I. GODWIN 9:33.245
8	67 R. DRAPER 9:42.347	22	83 N. HILLMAN 9:52.290	23	90 S. IRWIN 9:59.907
9	42 D. LODGE 8:24.475	25	88 M. MCGREGOR 6:58.225	26	4A A. PIERPOINT 1:49.610


Scott Laing
Chief Timekeeper - Scott Laing

Tony Bolin
Clerk of Course - Tony Bolin



COMPUTIME RACE TIMING SYSTEMS PTY LTD
www.computime.com.au

E-mail: scott@computime.com.au / Ph: 0418 17 13 17





Round 3 - Phillip Island GP Circuit - September 3 & 4

BEARS : F1 & F2

LEG 4 (Event 31)

Started at: 13:35:37

Laps: 5

Starters: 27

Printed at: 13:49

Date: 04/09/22

Event: R22

Weather: Cloudy - Temp: 11.7C

Track: Dry - Temp: 22.5


PROVISIONAL GRID SHEET

	27 4A A. PIERPOINT 1:49.610	26 88 M. MCGREGOR 6:58.225	25 42 D. LODGE 8:24.475	9
90	24 S. IRWIN 9:59.907	23 83 N. HILLMAN 9:52.290	22 67 R. DRAPER 9:42.347	8
	21 66 I. GODWIN 9:33.245	20 5 P. BARTUSH 9:32.280	19 48 R. DAFF 9:31.674	7
58	18 A. LEE 9:17.725	17 19 P. NILSEN 9:13.472	16 71 S. CHAPMAN 9:13.371	6
	15 98 M. BURNS 9:13.337	14 75 T. HUNT 9:11.797	13 4 S. VAN WETERIN 9:10.573	5
45	12 J. WILLIAMS 9:09.638	11 17A J. BERKLEY 9:00.020	10 232 J. CLIFF 8:59.463	4
	9 40 R. FITZSIMMON 8:58.845	8 91 H. ZIEGELBOCK 8:53.218	7 268 J. PRICE 8:47.981	3
121	6 A. BURLEY 8:44.473	5 33 A. MCGUIRE 8:41.298	4 22 M. EDWARDS 8:39.951	2
	3 76 P. VAN DER HEI 8:39.095	2 78 N. SPITERI 8:18.341	1 28 J. SODERLAND 8:17.748	1




Scott Laing
Chief Timekeeper - Scott Laing

Tony Bolin
Clerk of Course - Tony Bolin



COMPUTIME RACE TIMING SYSTEMS PTY LTD
www.computime.com.au

E-mail: scott@computime.com.au / Ph: 0418 17 13 17





Round 3 - Phillip Island GP Circuit - September 3 & 4
BEARS F1 & F2

PROVISIONAL PROGRESSIVE ROUND POINTS

BEARS - FORMULA 1


Pos	No	Name	Rnd 3 Race 1	Rnd 3 Race 2	Rnd 3 Race 3	Total
1	28	Joshua SODERLAND	25	20	25	70
2	78	Nathan SPITERI	20	25	20	65
3	22	Matthew EDWARDS	18	18	17	53
4	76	Paul VAN DER HEIDEN	17	17	18	52
5	268	John PRICE	14	15	14	43
6	121	Andrew BURLEY	13	14	15	42
7	33	Allen MCGUIRE	9	12	16	37
8	91	Herbert ZIEGELBOCK	10	11	13	34
9	232	Jason CLIFF	12	9	11	32
10	88	Mark MCGREGOR	16	16		32
11	4A	Adrian PIERPOINT	15	13		28
12	4	Stacey VAN WETERING	7	10	8	25
13	17A	James BERKLEY	5	8	10	23
14	40	Rick FITZSIMMONS	8		12	20
15	45	John WILLIAMS	11		9	20
16	71	Scott CHAPMAN	6	6	6	18
17	58	Andrew LEE	4	7	5	16
18	98	Marcus BURNS		5	7	12
19	66	Ian GODWIN	3	4	4	11
20	90	Shane IRWIN			3	3

BEARS - FORMULA 2

Pos	No	Name	Rnd 3 Race 1	Rnd 3 Race 2	Rnd 3 Race 3	Total
1	75	Timothy HUNT	25	20	25	70
2	19	Paul NILSEN	20	25	20	65
3	5	Philip BARTUSH	18	18	17	53
4	48	Robert DAFF	17	17	18	52
5	67	Richard DRAPER	16	16	16	48
6	42	Dick LODGE	13	15	14	42
7	83	Nathan HILLMAN			15	15
8	955	Tom PALMAI	15			15
9	39	Dean YAGAN	14			14


Scott Laing
 Chief Timekeeper - Scott Laing

Tony Bolin
 Clerk of Course - Tony Bolin



COMPUTIME RACE TIMING SYSTEMS PTY LTD
www.computime.com.au

E-mail: scott@computime.com.au / Ph: 0418 17 13 17





Round 3 - Phillip Island GP Circuit - September 3 & 4
BEARS F1 & F2

PROVISIONAL PROGRESSIVE SERIES POINTS

BEARS - FORMULA 1


Pos	No	Name	Rnd 1 B/ford	Rnd 2 Wint	Rnd 3 Race 1	Rnd 3 Race 2	Rnd 3 Race 3	Total
1	33	Allen MCGUIRE	95	85	9	12	16	217
2		Douglas HALL	68	95				163
3	40	Rick FITZSIMMONS	63		8		12	83
4		Scott TUDDENHAM	76					76
5	28	Joshua SODERLAND			25	20	25	70
6	78	Nathan SPITERI			20	25	20	65
7	22	Matthew EDWARDS			18	18	17	53
8	76	Paul VAN DER HEIDEN			17	17	18	52
9	268	John PRICE			14	15	14	43
10	121	Andrew BURLEY			13	14	15	42
11	91	Herbert ZIEGELBOCK			10	11	13	34
12		Richard MARROCCINI	34					34
13	232	Jason CLIFF			12	9	11	32
14	88	Mark MCGREGOR			16	16		32
15	4A	Adrian PIERPOINT			15	13		28
16	4	Stacey VAN WETERING			7	10	8	25
17	17A	James BERKLEY			5	8	10	23
18	45	John WILLIAMS			11		9	20
19	71	Scott CHAPMAN			6	6	6	18
20	58	Andrew LEE			4	7	5	16
21	98	Marcus BURNS				5	7	12
22	66	Ian GODWIN			3	4	4	11
23	90	Shane IRWIN					3	3

BEARS - FORMULA 2

Pos	No	Name	Rnd 1 B/ford	Rnd 2 Wint	Rnd 3 Race 1	Rnd 3 Race 2	Rnd 3 Race 3	Total
1	19	Paul NILSEN	100	50	20	25	20	215
2	5	Philip BARTUSH	58	85	18	18	17	196
3	42	Dick LODGE	74	70	13	15	14	186
4	48	Robert DAFF	20	77	17	17	18	149
5	39	Dean YAGAN	34	38	14			86
6	75	Timothy HUNT			25	20	25	70
7	67	Richard DRAPER			16	16	16	48
8	83	Nathan HILLMAN					15	15
9	955	Tom PALMAI			15			15

Scott Laing
Chief Timekeeper - Scott Laing

Tony Bolin
Clerk of Course - Tony Bolin



COMPUTIME RACE TIMING SYSTEMS PTY LTD
www.computime.com.au

E-mail: scott@computime.com.au / Ph: 0418 17 13 17

